








## Pairing / connecting an iPhone® to the Sound Module:

Follow below instructions for connecting an iPhone® to the Bluetooth® Sound Module (Perform these steps on your iPhone):

- Press Icon "Settings" → 
- Press Icon "General" →  General >
- Press "Bluetooth"  
Turn Bluetooth on (ON), only when it is turned off (OFF).  
Your iPhone is now searching for nearby Bluetooth devices.
- A list of all nearby Bluetooth devices appears.
- Select "BT-Amp" from the list (first time code= 0000).
- In about 10-15 seconds the device "BT-Amp" is connected with your iPhone.

 You can use your iPhone as usual. You can play a song on your iPhone, the sound will be streamed to the Bluetooth ver-Box.

 Make sure that the volume level is set to a low level. High volume may cause harm to your ears.



 For stable streaming the distance between iPhone and Bluetooth Mini-Box may not exceed 5 Meters.


Note: Above instructions are specific for iPhone. Above steps can be a slightly different for iPad® and iPod-Touch®.





## Pairing / connecting an Android® SmartPhone to the Sound Module:

Follow below instructions for connecting an Android® SmartPhone to the Bluetooth® Sound Module (Perform these steps on your Android SmartPhone):

- Press Icon "Settings" →   
You can find this icon behind the [Menu] button on your SmartPhone.
- Press Icon "Wireless and Network" → 
- Turn Bluetooth on (only if check box is unchecked).
- Press "Bluetooth settings".
- Press "Scan for devices" / "Find nearby devices"  
Your SmartPhone is now searching for nearby Bluetooth devices.
- A list of all nearby Bluetooth devices appears.
- Select "BT-Amp" from the list (first time code= 0000).
- In about 10-15 seconds the device "BT-Amp" is connected with your SmartPhone.

 You can use your SmartPhone as usual. You can play a song on your SmartPhone, the sound will be streamed to the Bluetooth Mini-Box.

 Make sure that the volume level is set to a low level. High volume may cause harm to your ears.

 For stable streaming the distance between SmartPhone and Bluetooth Mini-Box may not exceed 5 Meters.

Note: Instructions may vary slightly from different Android versions.